



COCKPIT MOUNT



## THE ESSENCIALS AT A GLANCE

The CarbonWorks Cockpit Mount is designed for highest standards of weight, quality and comfort. The innovative mounting offers a centered attachment in front of the stem and a noble design.

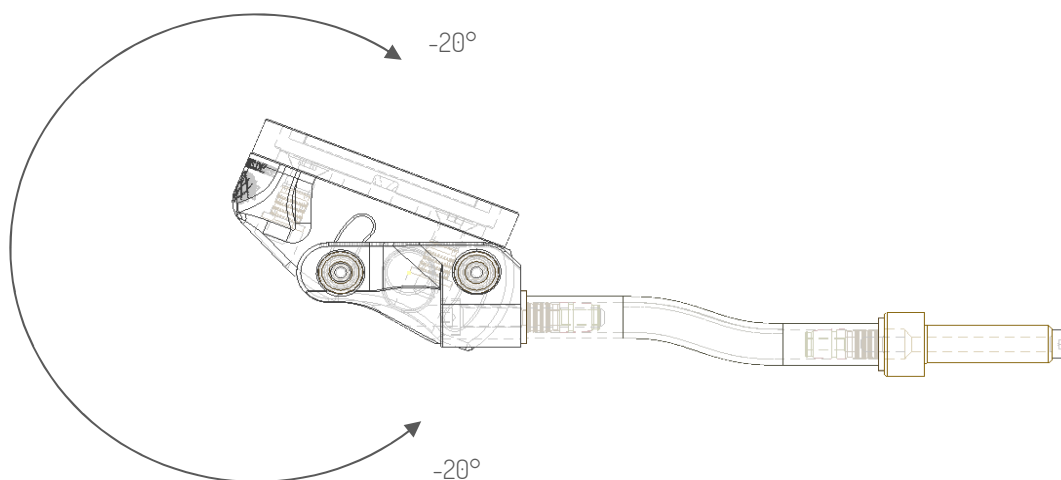
The Cockpit Mount is fastened to the stem bar by two special screws made of high-strength titanium and two wound fiber composite tubes made of carbon. It provides a secure and vibration-free hold and an extremely low weight.

## TECHNICAL DATA

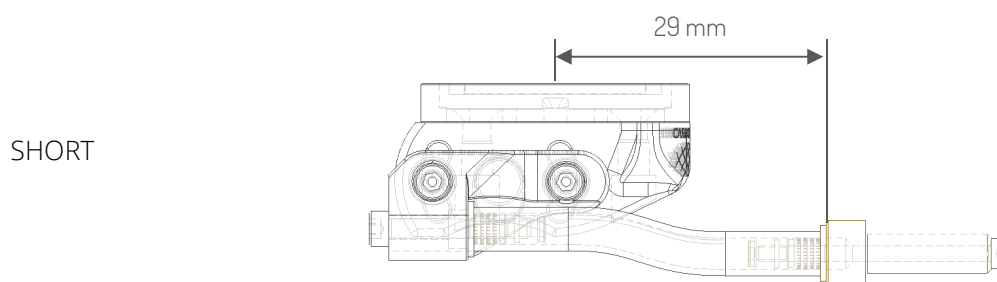
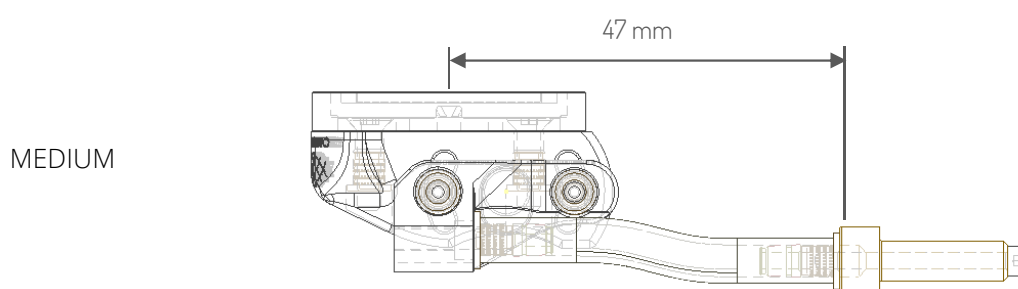
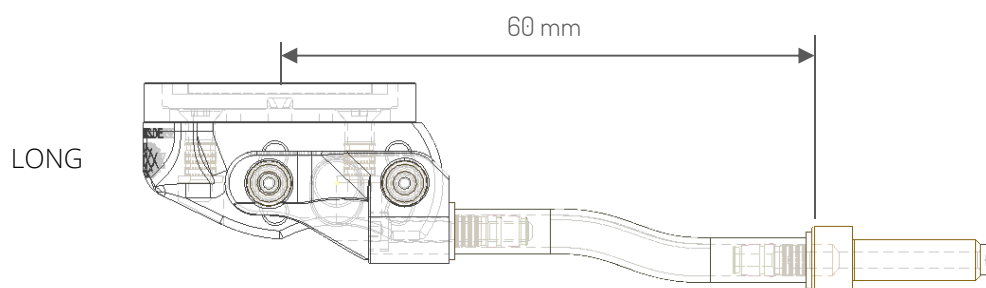
|                                  |                          |
|----------------------------------|--------------------------|
| MATERIAL TUBES                   | CARBON FIBRE SLEEVE      |
| MATERIAL BRACKET                 | FIBRE REINFORCED PLASTIC |
| MATERIAL SCREWS AT STEMBAR       | TITANIUM                 |
| WEIGHT (without titanium screws) | 17 GRAMS                 |
| TILT ANGLE                       | VARIABLE $\pm 20^\circ$  |
| SCREW DISTANCE                   | VARIABLE 10 – 30 MM      |

## INDIVIDUAL ADJUSTABILITY

The CarbonWorks Cockpit Mount can be adjusted in angle and length individually to the used bicycle computer and your field of view.



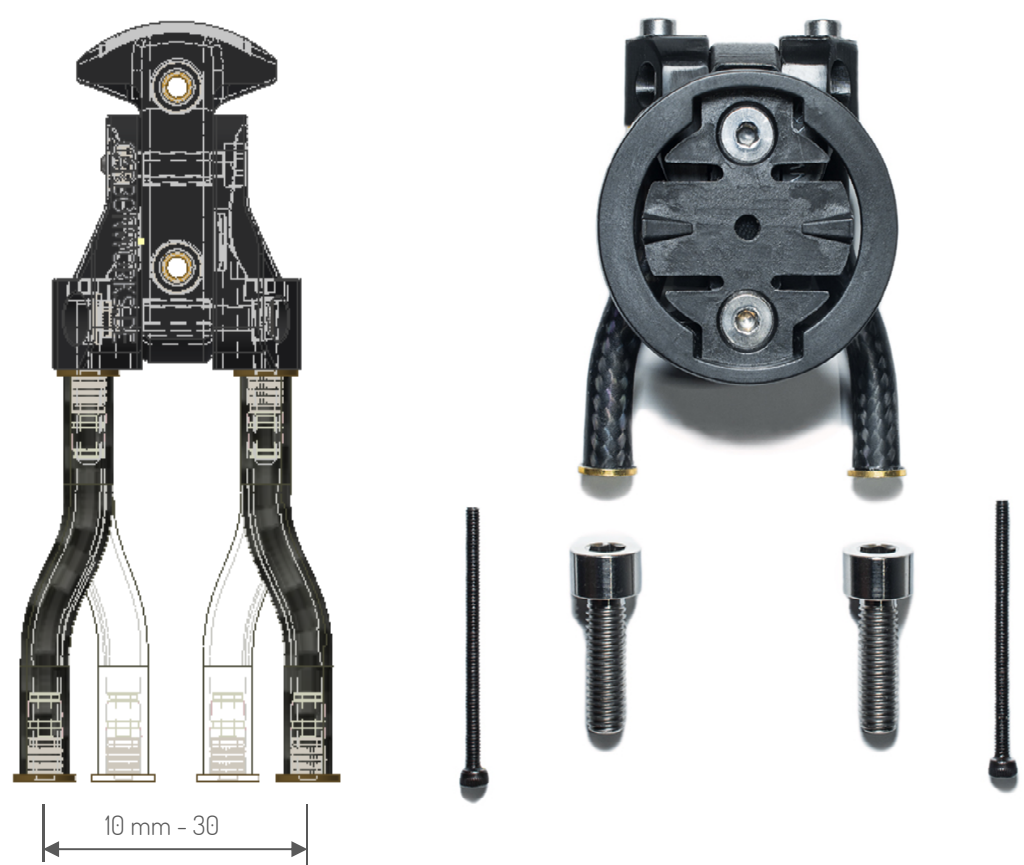
The distance from the Cockpit Mount to the stem bar can be adjusted in three length variants. **Please take these dimensions into account especially if you use larger cycle computers and intend to fasten the Cockpit Mount on the lower screws of the stem bar.**



# MOUNTING

The innovative mounting allows a centered mounting in front of the handlebar. The assembly is carried out by means of two high-strength, hollow-bored titanium screws. From the rear of the stem, two screws are passed through the bore and fasten the carbon tubes of the Cockpit Mount.

ATTENTION! FOR ASSEMBLY A STEM BAR WITH A THREAD WHICH IS OPEN AT THE BACK IS REQUIRED!



The Cockpit Mount has been specifically designed for the ¼-turn mount of following bike computers.

| GARMIN   | SIGMA    | WAHOO       |
|----------|----------|-------------|
| Edge 20  | ROX 7.0  | ELEMNT Mini |
| Edge 25  | ROX 11.0 | ELEMNT Bolt |
| Edge 130 |          | ELEMNT      |
| Edge 520 |          |             |
| Edge 820 |          |             |

# HANDMADE IN GERMANY

Every CarbonWorks Cockpit Mount is handmade in our manufactory in Germany. We attach great importance to the quality of our products. The proven protection layer of our carbon tubes is also used in this Cockpit Mount.

